

PRINTABLE SLIME CARDS

MAKE HOMEMADE SLIME FOR FRIENDS AND FAMILY!

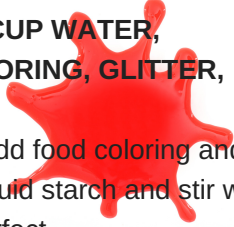
Pack your slime in mini containers, print out these cards, cut apart, and attach to your homemade slime. The instructions for our easiest slime recipe is on the card!

YOU'VE BEEN SLIMED!

HOMEMADE SLIME RECIPE

1/2 CUP PVA WASHABLE GLUE, 1/2 CUP WATER,
1/2 CUP LIQUID STARCH, FOOD COLORING, GLITTER,
FUN MIX-INS

Mix glue and water together in a bowl. Add food coloring and glitter, or fun mix-ins (optional). Mix in liquid starch and stir well until combined. Knead and stretch till perfect.

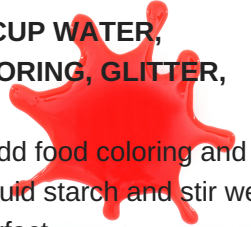


YOU'VE BEEN SLIMED!

HOMEMADE SLIME RECIPE

1/2 CUP PVA WASHABLE GLUE, 1/2 CUP WATER,
1/2 CUP LIQUID STARCH, FOOD COLORING, GLITTER,
FUN MIX-INS

Mix glue and water together in a bowl. Add food coloring and glitter, or fun mix-ins (optional). Mix in liquid starch and stir well until combined. Knead and stretch till perfect.



YOU'VE BEEN SLIMED!

HOMEMADE SLIME RECIPE

1/2 CUP PVA WASHABLE GLUE, 1/2 CUP WATER,
1/2 CUP LIQUID STARCH, FOOD COLORING, GLITTER,
FUN MIX-INS

Mix glue and water together in a bowl. Add food coloring and glitter, or fun mix-ins (optional). Mix in liquid starch and stir well until combined. Knead and stretch till perfect.

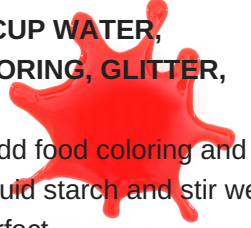


YOU'VE BEEN SLIMED!

HOMEMADE SLIME RECIPE

1/2 CUP PVA WASHABLE GLUE, 1/2 CUP WATER,
1/2 CUP LIQUID STARCH, FOOD COLORING, GLITTER,
FUN MIX-INS

Mix glue and water together in a bowl. Add food coloring and glitter, or fun mix-ins (optional). Mix in liquid starch and stir well until combined. Knead and stretch till perfect.



YOU'VE BEEN SLIMED!

HOMEMADE SLIME RECIPE

1/2 CUP PVA WASHABLE GLUE, 1/2 CUP WATER,
1/2 CUP LIQUID STARCH, FOOD COLORING, GLITTER,
FUN MIX-INS

Mix glue and water together in a bowl. Add food coloring and glitter, or fun mix-ins (optional). Mix in liquid starch and stir well until combined. Knead and stretch till perfect.



YOU'VE BEEN SLIMED!

HOMEMADE SLIME RECIPE

1/2 CUP PVA WASHABLE GLUE, 1/2 CUP WATER,
1/2 CUP LIQUID STARCH, FOOD COLORING, GLITTER,
FUN MIX-INS

Mix glue and water together in a bowl. Add food coloring and glitter, or fun mix-ins (optional). Mix in liquid starch and stir well until combined. Knead and stretch till perfect.



YOU'VE BEEN SLIMED!

HOMEMADE SLIME RECIPE

1/2 CUP PVA WASHABLE GLUE, 1/2 CUP WATER,
1/2 CUP LIQUID STARCH, FOOD COLORING, GLITTER,
FUN MIX-INS

Mix glue and water together in a bowl. Add food coloring and glitter, or fun mix-ins (optional). Mix in liquid starch and stir well until combined. Knead and stretch till perfect.



YOU'VE BEEN SLIMED!

HOMEMADE SLIME RECIPE

1/2 CUP PVA WASHABLE GLUE, 1/2 CUP WATER,
1/2 CUP LIQUID STARCH, FOOD COLORING, GLITTER,
FUN MIX-INS

Mix glue and water together in a bowl. Add food coloring and glitter, or fun mix-ins (optional). Mix in liquid starch and stir well until combined. Knead and stretch till perfect.



PRINTABLE SLIME CARDS

MAKE HOMEMADE SLIME FOR FRIENDS AND FAMILY!

Pack your slime in mini containers, print out these cards, cut apart, and attach to your homemade slime. The instructions for our easiest slime recipe is on the card!

YOU'VE BEEN SLIMED!

TO:

FROM:

DATE:

SLIME NAME:



YOU'VE BEEN SLIMED!

TO:

FROM:

DATE:

SLIME NAME:



YOU'VE BEEN SLIMED!

TO:

FROM:

DATE:

SLIME NAME:



YOU'VE BEEN SLIMED!

TO:

FROM:

DATE:

SLIME NAME:



YOU'VE BEEN SLIMED!

TO:

FROM:

DATE:

SLIME NAME:



YOU'VE BEEN SLIMED!

TO:

FROM:

DATE:

SLIME NAME:



YOU'VE BEEN SLIMED!

TO:

FROM:

DATE:

SLIME NAME:



YOU'VE BEEN SLIMED!

TO:

FROM:

DATE:

SLIME NAME:



PRINTABLE SLIME CARDS

MAKE HOMEMADE SLIME FOR FRIENDS AND FAMILY!

Pack your slime in mini containers, print out these cards, cut apart, and attach to your homemade slime. The instructions for our easiest slime recipe is on the card!

